



Home ▶ United States ▶ Alabama ▶ Mobile County ▶ Mobile ▶ Oakdale Demographics

Oakdale, Mobile, Mobile County, AL Demographics

[Population](#) - [Employment](#) - [Households](#) - [Income / Financial](#) - [Housing](#) - [Education](#) - [Marital Status](#) - [Means of Transport to Work](#)

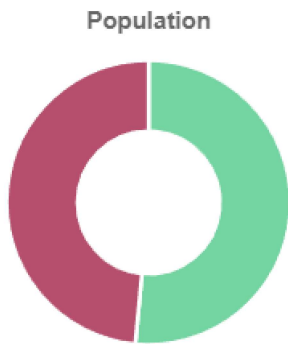
What is the population of Oakdale?

[top](#) ^

There are 8,562 residents in Oakdale, with a median age of 38.3. Of this, 51.51% are males and 48.49% are females. US-born citizens make up 98.89% of the resident pool in Oakdale, while non-US-born citizens account for 0.82%. Additionally, 0.29% of the population is represented by non-citizens.

A total of 6,737 people in Oakdale currently live in the same house as they did last year.

		Y-o-Y Change
Total Population	8,562	1.5%
Male Population	4,410	-2.6%
Female Population	4,152	6.2%

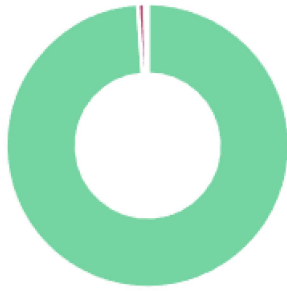


Male population 51.51%

Female population 48.49%

		Y-o-Y Change
Median Age	38.3	0.3%
Citizen US Born	8,467	1.2%

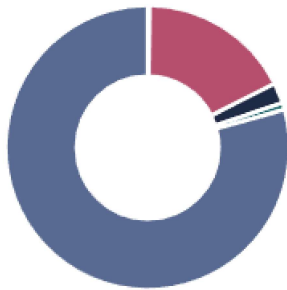
Citizen



Citizen US Born	98.89%
Citizen not US Born	0.82%
Not Citizen	0.29%

		Y-o-Y Change
Moved from Abroad	20	N/A
Moved from Same County	1,476	-2.8%
Moved from Same State	196	54.3%
Moved from Different State	66	-16.5%
Same House as Last Year	6,737	1.7%

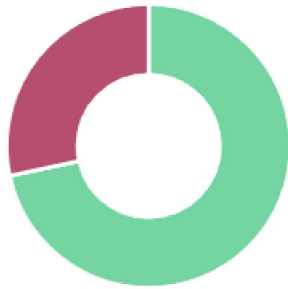
Moved



Moved from Abroad	0.24%
Moved from Same County	17.37%
Moved from Same State	2.31%
Moved from Different State	0.78%
Same House as Last Year	79.31%

		Y-o-Y Change
White Collar	1,412	-8.5%
Blue Collar	559	9.4%

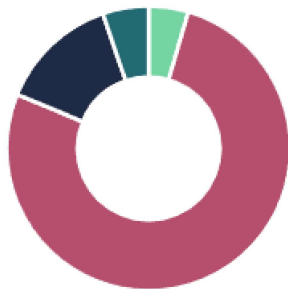
Employment



White Collar	71.64%
Blue Collar	28.36%

		Y-o-Y Change
Self Employees	89	-11.0%
Private Companies	1,511	3.7%
Governmental Workers	268	-18.3%
Not for Profit Companies	103	-39.0%

Employment



Self Employees	4.52%
Private Companies	76.66%
Governmental Workers	13.6%
Not for Profit Companies	5.23%

		Y-o-Y Change
Total Households	2,997	0.9%
Average People Per Household	2	0.4%
Family Households	1,526	1.1%
Non-family Households	1,471	0.6%

Households



Family Households	50.92%
Non-family Households	49.08%

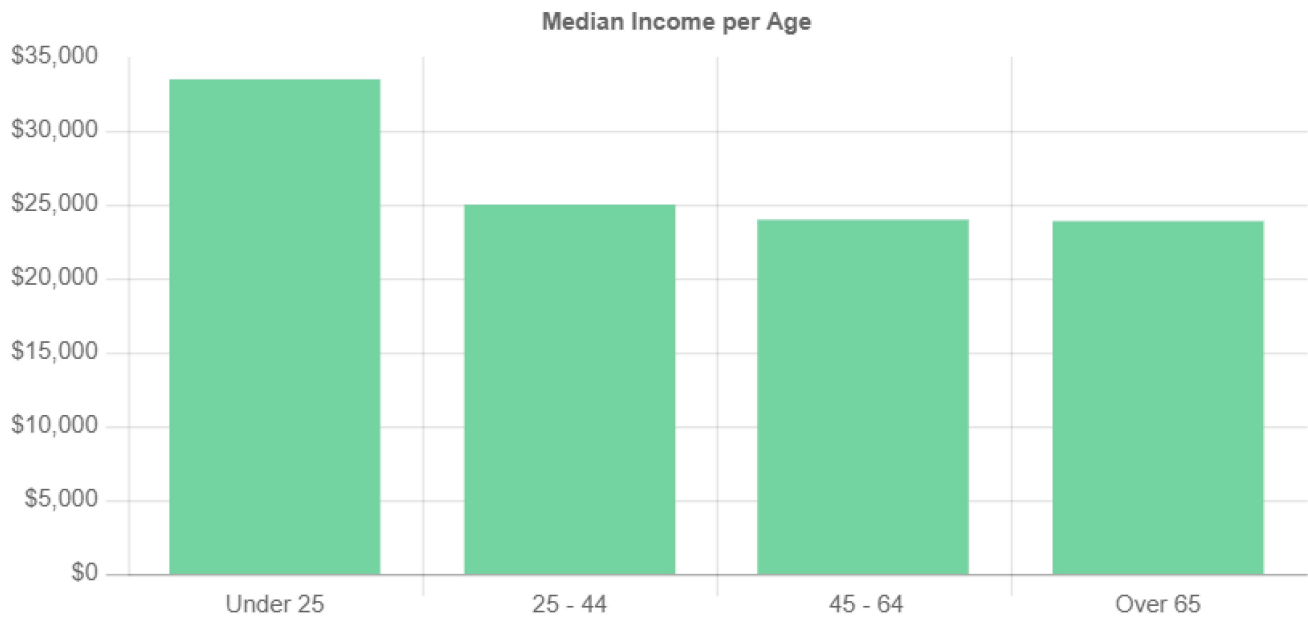
		Y-o-Y Change
Households with Children	917	6.1%
Households without Children	2,080	-1.3%

Households



Households with Children	30.6%
Households without Children	69.4%

Median Household Income	\$24,612	-0.6%
People below Poverty Level	2,302	2.7%
People above Poverty Level	4,675	2.0%



How many homeowners and renters are there in Oakdale?

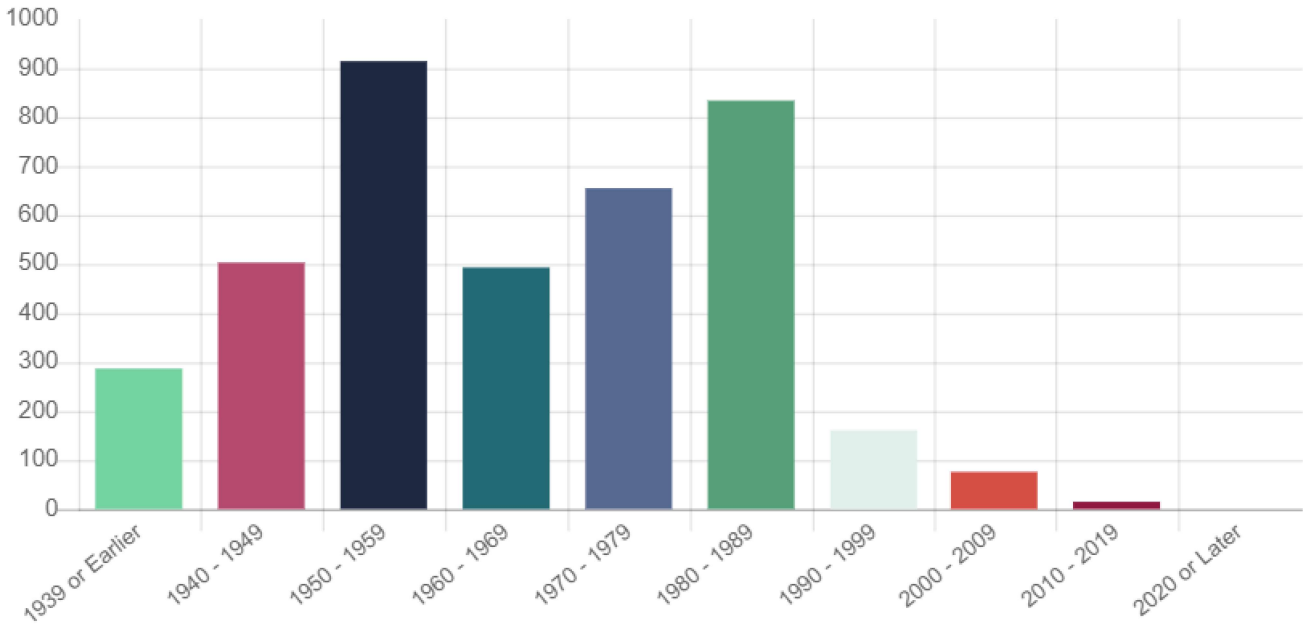
[top ^](#)

There are 3,938 housing units in Oakdale, and the median year in which these properties were built is 1965. Of the 2,997 occupied housing units in Oakdale, 31.9% are owner-occupied, while 68.1% have renters living in them.

Meanwhile, properties bought with mortgages account for 43.72% of the units, and the median value of a home with a mortgage is \$136,400. In general, housing costs reach \$722 per month in Oakdale.

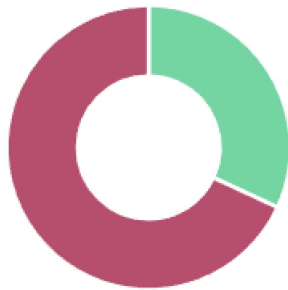
		Y-o-Y Change
Housing Units	3,938	-1.7%
Median Year Built	1965	0.0%
Built in 1939 or Earlier	287	-12.8%
Built between 1940 and 1949	503	-10.0%
Built between 1950 and 1959	914	6.3%
Built between 1960 and 1969	493	-10.0%
Built between 1970 and 1979	655	0.0%
Built between 1980 and 1989	834	8.4%
Built between 1990 and 1999	161	-1.2%

Home Construction by Decade



		Y-o-Y Change
Occupied Housing Units	2,997	0.9%
Owner Occupied	956	-7.7%
Renter Occupied	2,041	5.5%

Occupied



Owner Occupied	31.9%
Renter Occupied	68.1%

		Y-o-Y Change
With Mortgage	418	3.7%
Without Mortgage	528	15.0%

Mortgage



With Mortgage 43.72%
 Without Mortgage 56.28%

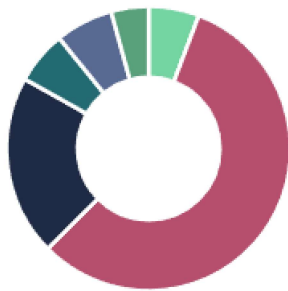
What is the level of education in Oakdale?

[top](#) ^

Approximately 56.85% of the population in Oakdale holds a high school degree (that's 3,779 residents), while 20.52% have attained a college certificate (1,543 locals) and 6.59% have a bachelor's degree (438 people).

		Y-o-Y Change
No High School	382	14.4%
Some High School	3,779	3.4%
Some College	1,543	-4.2%
Associate Degree	401	-8.2%
Bachelor's Degree	438	1.6%
Graduate Degree	283	-17.5%

Education



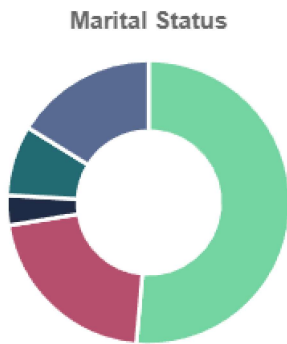
No High School 5.75%
 Some High School 56.85%

What is the marital status of Oakdale residents?

top ^

A total of 3,669 people in Oakdale have never been married (which represents 53.21% of the total population), while 1,502 of them are wedded (21.78%). Separated and divorced residents are in smaller numbers, at 243 (3.52%) and 1,154 (16.74%), respectively.

		Y-o-Y Change
Never Married	3,669	-2.3%
Married	1,502	1.1%
Separated	243	-18.7%
Widowed	570	-8.2%
Divorced	1,154	20.1%



Never Married	53.21%
Married	21.78%
Separated	3.52%
Widowed	8.27%
Divorced	16.74%

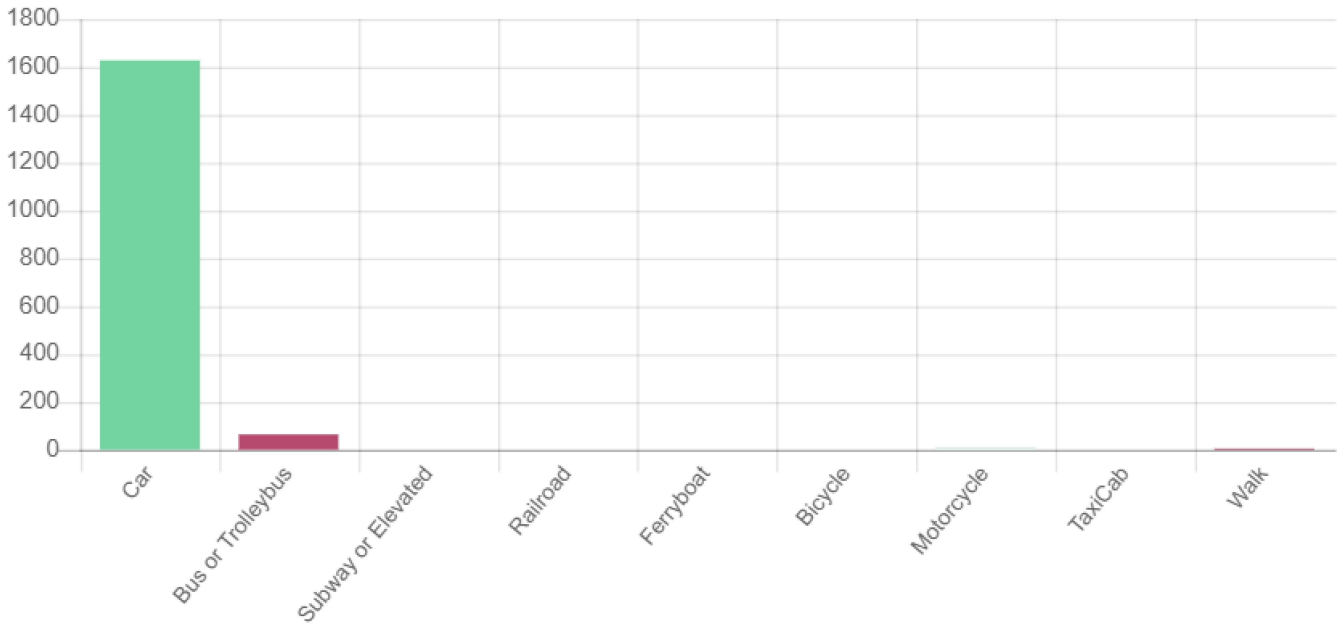
What are the most common means of transportation in Oakdale?

top ^

The top three means of transportation people in Oakdale use to get to work are: car, bus or trolley bus and motorcycle. A total of 1,627 residents commute by car, 64 prefer going to work by bus or trolley bus and 11 by motorcycle.

		Y-o-Y Change
Car	1,627	-0.3%
Bus or Trolley Bus	64	20.1%
Motorcycle	11	0.0%

Means of Transport



Methodology & Disclaimers

Demographic data shown in this section was gathered from the **latest U.S. Census Bureau release**, the 2022 American Community Survey. The information is updated yearly, as soon as new data is made available by the US Census Bureau. No representation, guarantee or warranty is made as to the accuracy or completeness of information modified or aggregated for specific neighborhoods and/or zip codes.

Zip codes included in this demographic data: 36603

Nearby Cities

Mobile Houses For Rent
Foley Houses For Rent
Saraland Houses For Rent

Gulf Shores Houses For Rent
Orange Beach Houses For Rent
Semmes Houses For Rent

Daphne Houses For Rent
Fairhope Houses For Rent
Theodore Houses For Rent

[More](#)

[About Us](#)

Help and Support

✉ [Contact](#)

[Privacy Policy](#)

[Your CA Privacy Rights](#)

[Point2 Blog](#)

Point2 is committed to and abides by the Fair Housing Act and Equal Opportunity Act. Read our [policy here](#).

Point2Homes.com is owned and operated by Yardi Inc. Yardi holds real estate licenses in multiple US states.

Copyright © 1996-2024, Point2