

Colombo, Sri Lanka Population 2024



Colombo's 2024 population is now estimated at **400,022**. Colombo has grown by 7,275 in the la population estimates and projections come fror

Prospects. These estimates represent the Urban agglomeration of Colombo, which typically includes Colombo's population in addition to adjacent suburban areas.

[Book your Hotel in Colombo, Sri Lanka](#)

Colombo is located in **Sri Lanka**. It is the capital city and also the largest by population. This city is known for being a popular tourist destination, with tourism fueling the local economy. It is also a financial center of Sri Lanka. **The city** has a population of 752,993 people. The larger urban area has a population of over 2.3 million, while the metropolitan area has a population of more than 5.6 million residents.

City Size and Population Density

The city proper covers a total area of 14.41 square miles, making the population density over 52,000 per square mile.

Demographics of Population

Colombo is a very ethnically diverse city and has many different ethnic communities residing with the city property. This includes such groups as Indian. The largest ethnic group in Colombo is the Sinhalese population. The city is also home to a large number of other ethnic groups.



In **terms of religion**, 31.4% are affiliated with Islam, 31.2% are Buddhist, 22.6% follow Hinduism, and about 14% are affiliated with some form of Christianity.

The languages used in Colombo include Sinhala and Tamil, and English is also used commonly.

Over 29% of males and over 30% of females in Colombo are in the 15 to 29 age range.

Population Growth in Colombo

The city through the years has recorded slow b
census is taken. This city's appeal to foreigners
appealing city that is expected to see continue



e

Country



Brazil

Growth Rate

1.15%

86 Rows

| YEAR ▾ | POPULATION |
|--------|------------|
| 2035 | 760,747 |
| 2034 | 746,165 |
| 2033 | 732,319 |
| 2032 | 719,210 |
| 2031 | 706,861 |
| 2030 | 695,243 |
| 2029 | 684,356 |
| 2028 | 674,180 |
| 2027 | 664,689 |
| 2026 | 655,829 |
| 2025 | 647,557 |
| 2024 | 639,8 |
| 2023 | 632,5 |
| 2022 | 625,6 |
| 2021 | 619,0 |
| 2020 | 612,5 |
| 2019 | 606,1 |
| 2018 | 599,8 |



Colombo Population Data (Urban Area)


86 Rows



YEAR ^

POPULATION

| YEAR ^ | POPULATION | CHANGE | GROWTH |
|--------|------------|--------|--------|
| 2025 | 647,557 | 1.21% | 7,739 |
| 2026 | 655,829 | 1.28% | 8,272 |
| 2027 | 664,689 | 1.35% | 8,860 |
| 2028 | 674,180 | 1.43% | 9,491 |
| 2029 | 684,356 | 1.51% | 10,176 |
| 2030 | 695,243 | 1.59% | 10,887 |
| 2031 | 706,861 | 1.67% | 11,618 |
| 2032 | 719,210 | 1.75% | 12,349 |
| 2033 | 732,319 | 1.82% | 13,109 |
| 2034 | 746,165 | 1.89% | 13,846 |
| --- | --- | | --- |



Other Cities in Sri Lanka

Search

| NAME | 2024 POP. ^ | |
|----------------|-------------|-------|
| Sao Paulo | 22,806,700 | |
| Rio De Janeiro | 13,824,300 | |
| Belo Horizonte | 6,300,410 | |
| Brasilia | 4,935,270 | |
| Recife | 4,305,130 | 0.97% |

| NAME | 2024 POP.  | 2024 GROWTH |
|------------------|--|-------------|
| Fortaleza | 4,246,400 | 0.95% |
| Porto Alegre | 4,239,870 | 0.66% |
| Salvador | 3,994,980 | 0.92% |
| Curitiba | 3,852,460 | 1.03% |
| Campinas | 3,458,440 | 1.04% |
| Goiania | 2,890,420 | 1.47% |
| Belem | 2,432,180 | 0.95% |
| Manaus | 2,406,850 | 1.31% |
| Grande Vitoria | 2,196,820 | 1.21% |
| Baixada Santista | 1,965,110 | 0.89% |
| Natal | 1,556,410 | 1.37% |
| Grande Sao Luis | 1,536,020 | 0.81% |

